

# AT SIERRA HERITAGE home

LUXURY REAL ESTATE & ELEGANT LIVING

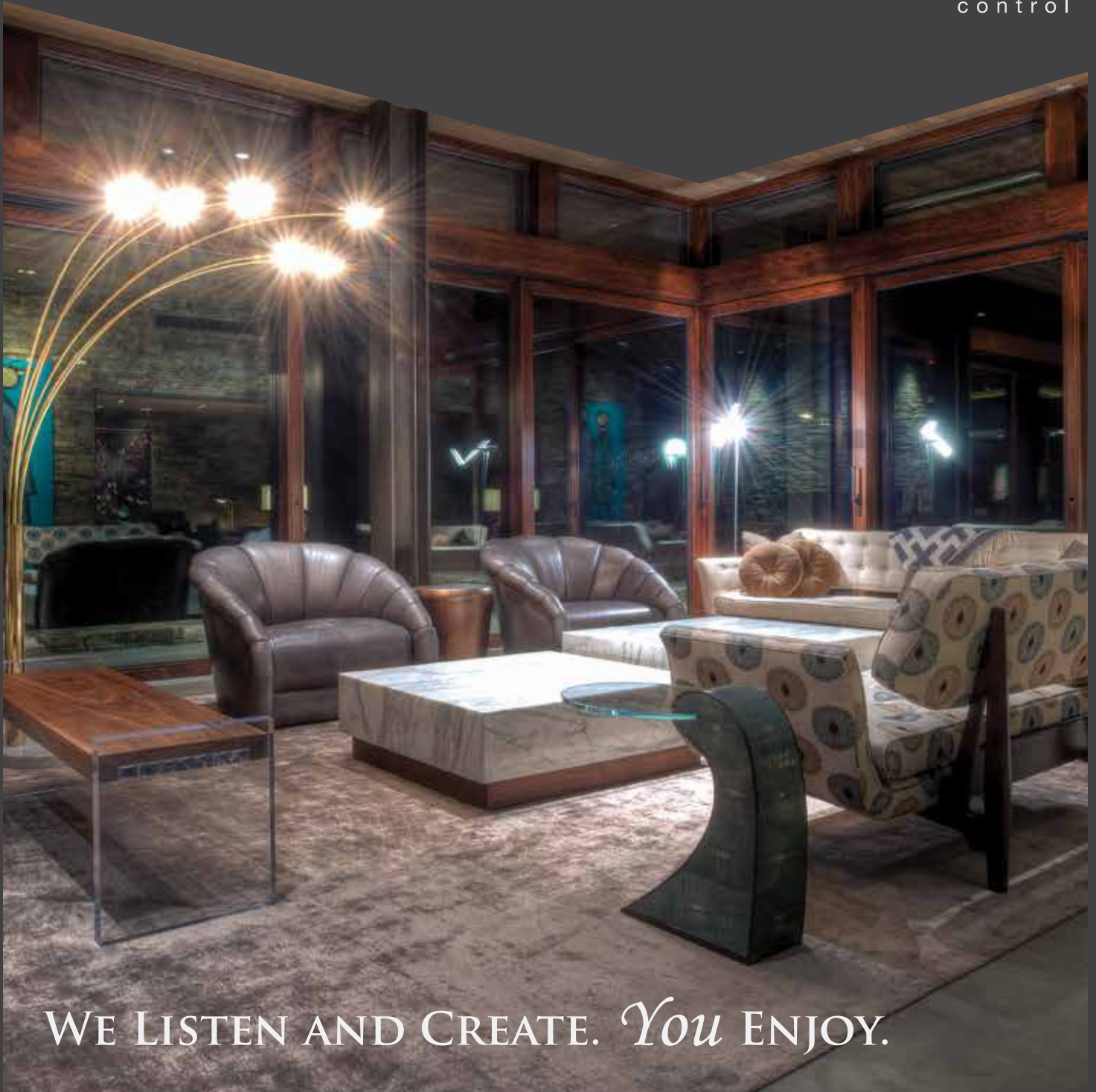
*A SPECIAL GALLERY FEATURE*



# HB HOOD BRANCO

systems integration and design

audio-video  
automation  
networks  
control



WE LISTEN AND CREATE. *You* ENJOY.

[www.hoodbranco.com](http://www.hoodbranco.com) | [info@hoodbranco.com](mailto:info@hoodbranco.com)  
855.632.6272 | CSLB 856701 tahoe-truckee | sacramento | bay area







# LOCAL KNOWLEDGE

## INTERNATIONAL EXPOSURE

Contact Northern Nevada's largest real estate brokerage, Coldwell Banker Select Real Estate for information on how we use our expertise to help you buy or sell your next luxury home. Coldwell Banker Select Real Estate has the power of two Luxury Divisions; a benefit no company but ours can offer.

Our experienced agents are trained in the art of luxury marketing. We attribute our success to a winning combination of quality and exposure in local, national and international real estate markets.

Call or stop by one of our 11 Northern Nevada and Lake Tahoe office locations, and let's explore your real estate options.

**[www.CBSelectRE.com](http://www.CBSelectRE.com)**

Carson City | 775.883.8500  
123 W. 2nd St., NV 89703

Dayton | 775.246.8500  
175 Hwy 50 E, NV 89403

Fernley | 775.575.2400  
330 E. Main St., Ste #A, NV 89408

Incline Village | 775.831.1515  
931 Tahoe Blvd., NV 89451

Incline Village | 775.831.1515  
899 Tahoe Blvd., Ste. #200, NV 89451

Kings Beach | 530.546.3300  
8437 N. Lake Tahoe, CA 96143

Minden | 775.782.2205  
1657 Hwy 395 N., #101, NV 89423

Reno | 775.688.4800  
1170 S. Rock Blvd. Ste. #2, NV 89502

Reno | 775.849.8500  
16750 Mt. Rose Hwy. NV 89511

South Lake Tahoe | 530.543.3000  
589 Tahoe Keys Blvd., Ste. E-1, CA 96150

Zephyr Cove | 775.588.4531  
188 Hwy 50, P.O. Box 10829 NV 89448



## COLDWELL BANKER

### SELECT REAL ESTATE

800.520.7358 | [LUXURY@SELECTGROUPE.COM](mailto:LUXURY@SELECTGROUPE.COM)



**Official Real Estate Partner of the Nevada Wolf Pack**



© 2016 Coldwell Banker Real Estate LLC. All Rights Reserved. Coldwell Banker Real Estate LLC fully supports the principles of the Fair Housing Act and the Equal Opportunity Act. Each Office is Independently Owned and Operated. Coldwell Banker Previews International and the Coldwell Banker Previews International logo are registered service marks owned by Coldwell Banker Real Estate LLC. Each Office is Independently Owned And Operated. Coldwell Banker and the Coldwell Banker Logo are registered service marks owned by Coldwell Banker Real Estate LLC. If your property is listed with a real estate broker, please disregard. It is not our intention to solicit the offerings of other real estate brokers. We are happy to work with them and cooperate fully.



MODERN ART FINDS A  
MATCH IN TAHOE HOMES





Ellu Gallery showroom located in Grass Valley





Ryan McVay "Constructs" acrylic on canvas 48"x 60"



Ryan McVay "Green Lines" acrylic on wood panel 24"x 24"



Martis Camp home #580 showcases Ryan McVay's "Constructs" photos courtesy of Martis Camp Realty

Ellu Gallery in Grass Valley opened quietly in late 2015, with artist and gallery owner Ryan McVay envisioning it as a resource for Sierra home-owners, artists and community members and, of course, collectors. The Gallery's modern and contemporary art occupies a 5,000 sq. ft. space in the Home Center on Idaho Maryland Road in Grass Valley.

The distinctive collection has already found its way to some very prestigious addresses, from Martis Camp in Truckee to private collectors on the Eastern seaboard. Ellu currently features eight artists, and plans on keeping a tight group of visually related, contrasting artists as it expands. Visiting today, one would likely find mixed media, oil, acrylic, hot glass artworks, fine woodworking and sculpture.

McVay has invited Charles Lowrie, Dean Gelber, James Mulleady, Dave Barter and Myqi Harrison to exhibit within the showroom. These artists are exclusive to Ellu. You won't find their work anywhere else from Reno to Sacramento.




**Ryan McVay creating a masterpiece**

## The CHICKERING Company, Inc.

*Ranch & Recreational Property Broker*

### Premier California Ranch & Recreational Properties



#### West Yosemite Ranch

- Access Ransome Ranch through Yosemite National Park
- 900 +/- acres with cabin, springs, conifer forest and more
- Minutes from Valley floor, Glacier Point (shown), Badger Pass
- Hike, swim, ski, horseback ride and mountain bike
- Originally included in the 1905 Yosemite Park Boundary.


**Offered at \$2 Million**



#### Private Sierra Valley Ranch

- Surrounded by mountains, Clover Valley Ranch has 2,655 acres
- Exciting opportunities for recreation and ranching
- Two trout creeks, expansive meadows, abundant wildlife
- Multiple home sites with remarkable views of the valley
- Opportunity for income and conservation easement.

**Offered at \$2.9 Million**



*Sale Pending*

#### Sierra Foothills Preserve

- Beautiful 1,000 acre private sanctuary
- Native forest and lush riparian habitat
- Three miles of stream
- Custom three-bedroom home, guest house, barn and shop
- Multi-purpose building used as theater, spa and indoor range.

**Offered at \$2.45 Million**

**Visit All Our Listings at [www.chickeringco.com/sierra](http://www.chickeringco.com/sierra) or Call (530) 265-5774**





**Ryan McVay "Rebirth Of Gold" oil on canvas 30" x 40"**



**Ryan McVay "Majestic Love" oil on canvas 60" x 20"**

Ellu Gallery's art caught the eye of interior designer Terry Owens-Alvarez. Adding artwork to Martis Camp was a perfect fit. "It is constantly surprising to us as artists to see our contemporary, upscale paintings bringing a comfortable type of relaxed sophistication to Tahoe homes," mentions artist Dean Gelber, whose work is hanging in Martis Camp.

"We have a real collaborative sense in our Gallery," McVay said. "Part of my motivation for the gallery was to have a huge studio so I had no size limitations and to be in creative form of making art daily." This gives Ellu the capacity to create commissioned work to specific dimensions or work with custom color palettes. While the artist's aesthetic always contributes, Ellu welcomes making art to a set parameter.

Far from stuffy or pretentious, McVay's passion for art is intertwined with the outdoors and especially board sports. Surf, snow, and skateboarding led him from Oregon, to Colorado, Montana, Lake Tahoe, Hawaii and then Nevada County. Truckee brings snowboarders from around the world to Nevada County, a place McVay remembered when he chose to build a home and raise his growing family several years ago.

Ellu loosely translated from Babylonian means 'shining ones' and this ultimately is what McVay wants the art presented at Ellu Gallery to be, the shining ones or objects giving the life of art to a space. He knows





Ryan McVay "Quantum Frilly" hand blown borosilicate 32" tall



Dean Gelber "Tic Tac ...!" mixed media on black cotton 37" x 37"



342 IDAHO MARYLAND RD.  
GRASS VALLEY, CA  
530.802.5353  
ELLUGALLERY.COM

FOLLOW US



Ellu Gallery

ART. LIFE. DEFINED.





**Charles Lowrie "Flight" hot glass 42" long**



**James Mulleady "Untitled" acrylic on canvas 60"x 72"**

## UPCOMING ELLU GALLERY EVENTS

### Artist Reception

April 22, May 14 & July 20,  
5-7pm

### Open House

April 23, 11am-6pm

Visit [ElluGallery.com](http://ElluGallery.com) or call  
530.802.5353 for details

something about this, with work still on exhibit at Lahaina, Hawaii's Front Street and murals scattered throughout public places on Maui and Oahu. Many works sold through Four Seasons Maui's Artist Collection in the Islands.

Ellu Gallery sees itself filling a unique niche with large scale contemporary art work for the home as well as supporting interior designers, creating for corporate art collections and commissions alongside fine artwork applied to stylish, functional objects, like surfboards, skateboards and clothing. Speaking with McVay, he considers art as key to inner health, expression and appreciation for beauty. "Life is drab without art and art is only an object without the viewer's connection." **AH**

*Ellu Gallery is located at 342 Idaho-Maryland Road, Grass Valley. Call 530.802.5353 or visit [ellugallery.com](http://ellugallery.com) for event notifications, gallery discounts, free art raffles and new art exhibits.*

*Special thanks to Terry Owens-Alvarez at THID Interior Design, [www.thid.net](http://www.thid.net) and Rick Baron, Ellu Gallery Tahoe Sales Representative.*

*Contact Ellu Gallery directly for pricing and availability of art shown in article.*

### Cover Art

*Photo and art on cover "Gold Card" 36"x72" Mixed Media on Black Cotton by Dean Gelber.*





# BUILDING Your Dreams



*Award-winning builder for the TQ Mountain Home Interior Design Award*

**Remodels/Additions » New Construction » Repairs/Maintenance**  
Old Tahoe to Mountain Modern » Highest Standards of Professional Construction Techniques







# PREPARING YOUR HOME & DECK FOR SUMMER

With spring so near, it is time to prepare our homes for warmer weather and outdoor living. A little time spent on your home and property now will allow you to enjoy a carefree spring and summer.

## INTERIOR

1. You will soon be running your air conditioner instead of your furnace so you should check to make sure it is working properly. If you wait to check until the first hot day you may be sorry, so do it now before your need is dire. Also if you encounter a problem it will much easier to schedule an HVAC contractor to come look at your system now, before they are swamped with people who wait until that first hot day.

2. Make sure you change your HVAC filter, and continue to do so every month.
3. Inspect and clean your clothes dryer vent to make sure it is clear of lint and will function properly
4. If you have a range hood, make sure that is clear of any debris that may have blown in during the fall and winter months.
5. If you have a refrigerator with an ice maker or a water dispenser, check the filter and replace it as scheduled.
6. Replace the batteries in your smoke alarms when you reset your clocks for Daylight Savings Time.
7. Check your home fire extinguisher and make sure it is filled and ready for operation.

## EXTERIOR

1. Inspect your roof for damaged, loose, or missing shingles and have them replaced.
2. Examine the flashing around chimneys, furnace vents, plumbing stacks, and roof edges.
3. Clean debris from your gutters and downspouts so that water drains the way it is supposed to. Also make sure your downspouts are directed at least 5' away from your house to prevent water from puddling next to your house.
4. Trim back any tree branches or shrubs that may be touching your home and may create an excellent path for bugs to enter your home. This can also damage the exterior as the wind brushes the branches back and forth against



your house.

5. Also remove any dead branches that could snap off in a wind storm and damage your roof or any other part of your home.

6. Clean out basement window wells.

7. Inspect and if necessary replace caulk on windows, doors, and other penetrations such as: dryer vents, cable and phone lines, and gas lines. You will also want to inspect locations where two types of building materials meet, for example, where brick meets stucco or siding. Make sure these joints are caulked to prevent unwanted moisture from entering your home and opening up the possibility of mold.

8. Inspect all exterior surfaces. Touch up all areas that need paint or staining to keep materials from deteriorating further.

9. Inspect the grading around your home. Water should drain away from your foundation on all sides. If water pools next to your foundation it is very possible you will be in for a wet basement. If you find a problem fix the grade by filling the low spots with dirt and compacting. The #1 cause of basement flooding is water from rain gutter downspouts pooling against the foundation.

10. Repair cracked, broken or uneven driveways and walkways to provide a level walking surface.

11. Make sure all sprinkler heads are pointed away from your home and are not spraying the outside walls. This can allow water to find a way inside the walls of your home.

12. Repair or replace damaged screen doors and window screens. Home improvement stores carry patch kits that make such repairs easy and quick.

## DECK

3 steps to rejuvenating your deck for a season of outdoor enjoyment

Weather, children and pets can take a toll on your deck, but replacing your deck isn't always necessary. Annual maintenance, with these three simple steps, can extend the life of your deck without the expense of ripping it out and replacing it with a new one.

ONE: Inspect your deck

Pay special attention to any part of your deck in direct contact with the ground, posts, stair





stringers, or joists that are at ground level. Also inspect deck-to-house connections. Check for rusty screws or bolts, and the proper use of spacers and flashing. Tap down any popped nails or replace them with screws. Inspect decking and railings and replace loose wood.

#### TWO: Clean the surface

With regular maintenance most decks can be revived with deck cleaner. If your deck is

badly stained, consider a pressure washer. Use a stiff-bristle brush to work the cleaner into the wood, then rinse. Keep the wood damp so the cleaner works most effectively, taking care to keep chemicals away from plants and lawn.

Dozens of deck-cleaning products are available, with different ingredients designed to treat different kinds of stains. Do-it-yourselfers can make a deck cleaner using a

recipe recommended by the U.S. Department of Agriculture Forest Products Laboratory, good for mildew and dirt.

- 1 quart sodium hypochlorite solution (household bleach)
- 1/3 cup powdered laundry detergent
- 3 quarts warm water

In a 5 gallon plastic bucket, add the bleach and detergent to the water, then brush the cleaner onto the deck. Rinse thoroughly before applying a finish.

Caution: Do not use a detergent that contains ammonia. Ammonia and bleach react to form a poisonous gas.

#### THREE: Apply stain

Clear finishes and transparent stains are fine for new wood, but for older decks, a semitransparent stain is recommended. The grain will still show through, but the pigment gives older wood a clean, uniform color and helps any new wood blend in. The pigment also provides extra protection from the damaging effects of the sun and will last longer than clear finishes. Subsequent coats should be applied while the first coat is still wet or they will not be absorbed into the wood. Stain won't peel, but it can wear away, especially in high-traffic areas. Clear water repellent can be applied between stainings for extra protection. Be sure to read labels carefully for directions and any cautions.

Waiting a week between the second and third step will ensure the wood is completely dry before you apply your stain. **AH**

## Ready to Remodel?

Contact CATT to find qualified and reliable builders, specialty contractors, designers, suppliers, and others in the Truckee-Tahoe region. Visit CATT's website to get multiple bids for your next construction project.

**AFTER**

**BEFORE**



**Contractors Association of Truckee Tahoe**

530.550.9999  
www.ca-tt.com  
info@ca-tt.com

Photos Courtesy of Bender Engineering & Construction

**sierra**  
HERITAGE

249 Nevada Street

Auburn, CA 95603

530.886.1472

800.357.4377

sierraheritage.com

Copyright 2016





Residential

Elevators

Trams

Stairchairs

Dumbwaiters


Wheelchair lifts





# Power your home and brighten your life.

Switch to **SOLAR**  
for less than  
your monthly utility bill.\*



No Hassle. Just Happy.  
[www.thatbyers.com/sierra](http://www.thatbyers.com/sierra)  
530.216.5119



\* depending on site conditions and electric rate plan.